

# The *3-circuit* system



NQA

# GLOBAL <sup>trac</sup>® *pro*

## *GLOBAL pro, the 3-circuit lighting track system*

The **GLOBAL pro** system of the **GLOBAL trac**® family is a complete track system for shops, department stores, public facilities, museums, factories, ships, etc. Leading lighting fixture manufacturers prefer **GLOBAL pro** which is the most commonly used three-circuit system in Europe. The **GLOBAL pro** is a new generation of the previous **NOKIA XTS** system and compatible with it. The use of **GLOBAL pro** relieves the specifier of the difficult task of determining the electric outlet points accurately in advance. Other members of the **GLOBAL trac**® family are the **GLOBAL base** and the **GLOBAL control**. The **GLOBAL pro** lighting tracks are designed for easy surface mounting in ceilings and walls, or for recessed mounting in suspended ceilings. Our complete suspension system gives a refined finishing to any suspended **GLOBAL pro** installation. **GLOBAL pro** tracks can also be supplied customized in different lengths, curves and bends.

**GLOBAL trac**®, **MULTI-adapter**™ and **FIX-point**™ are trade marks of Nordic Aluminium Plc.

All packing material is recyclable for environmental management.



# Tracks



## Adapters

A special feature of the **GLOBAL pro** system is that it ensures convertibility. You can adjust the lighting according to your requirements.

The **GLOBAL pro** is a flexible choice for lighting, you can decide the placing of your spotlights depending on the decoration and the layout. The level of lighting is regulated easily and smoothly. The three-phase system comprises three individually controlled circuits for an easy regulation of both intensity and brightness.

The **GLOBAL pro** offers adapters for different uses:

### Circuit-selector adapters:

- MULTI-adapter™ XTSA 68 for heavy fixtures.
- MULTI-adapter™ GA 69.
- XTSA 66, the small recessed adapter.

The universal adapters, MULTI-adapter™ XTSA 68 and MULTI-adapter™ GA 69, suit almost every three-circuit track on the market.

- GAT 69 trafo-adapter.

### Other adapters:

- XTSA 67 for fluorescent fixtures and 1-3 phase power takeoffs.
- GAT 69 trafo-adapter.


Lighting fixtures from different sources are easy to connect to the adapters with a wide selection of nipples.

**Multi-adapter™** is trade mark of Nordic Aluminium Plc.





# Adapters




## *Accessories*

The tracks can be mounted at right angles and with the adjustable corner connector at different angles or levels depending on structural requirements. Easy and quick mounting, besides flexibility, are some of the fundamental principles in the design of the system.

Also I, L, T and X-connectors are fitted for power supply. The accessories are designed in modular dimensions, allowing installation in exact squares and rectangles. The covers open wide for mounting and the power cable is easy to connect.



# Accessories





## 3-circuit lighting tracks

(L<sub>1</sub> + L<sub>2</sub> + L<sub>3</sub> + neutral + earth)

16A/400V

Protection IP20

### Tracks

	Length in mm
XTS 4100	1000
XTS 4200	2000
XTS 4300	3000
XTS 4400	4000

### Recessed tracks

	Length in mm
XTSF 4100	1000
XTSF 4200	2000
XTSF 4300	3000
XTSF 4400	4000

### Available colours:

- 1 natural anodised aluminium
- 2 black, RAL 9005
- 3 white, RAL 9010

## Accessories

### Feeds

- XTS 11 End feed
- XTS 12 End feed, mirror image
- XTS 14 Middle feed

### Connectors

- XTS 21 Straight connector

- XTS 23 Flexible corner connector
- XTS 24 Adjustable corner connector
- XTS 34 L-connector
- XTS 35 L-connector

- XTS 36 T-connector
- XTS 37 T-connector
- XTS 39 T-connector
- XTS 40 T-connector

- XTS 38 X-connector

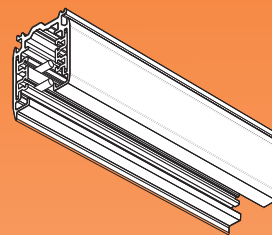
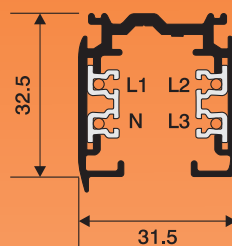
- XTS 41 End cap

All connectors can be used as feeding parts, except XTS 21, XTS 23 and XTS 24.

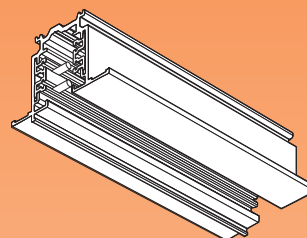
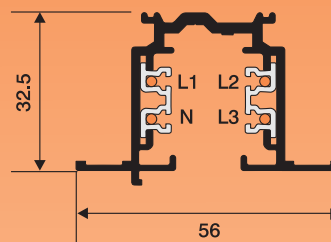
### Available colours:

- 1 grey RAL 7040, plastic parts
- natural anodised aluminium EN00, tracks
- 2 black, RAL 9005
- 3 white, RAL 9010

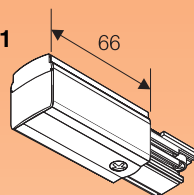
### XTS



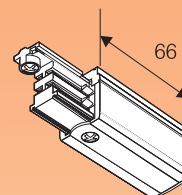
### XTSF



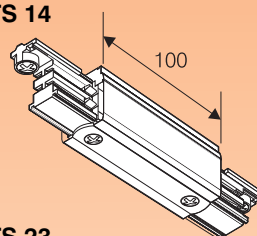
### XTS 11



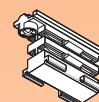
### XTS 12



### XTS 14

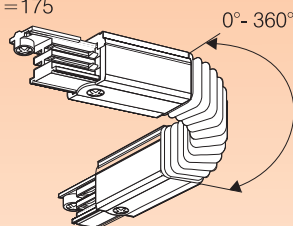


### XTS 21



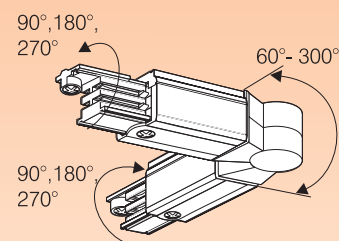
### XTS 23

L = 175



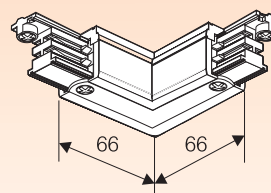
### XTS 24

L = 160



### XTS 34

### XTS 35

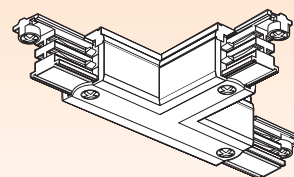


### XTS 36

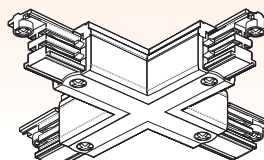
### XTS 37

### XTS 39

### XTS 40



### XTS 38

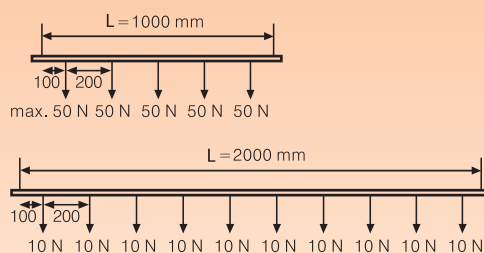
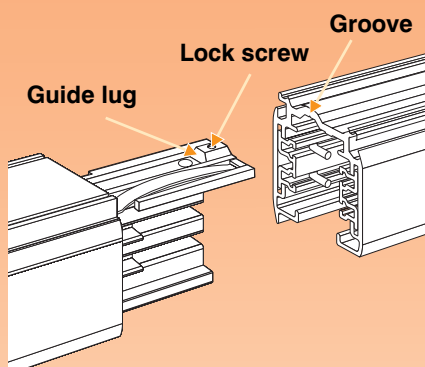
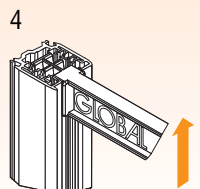
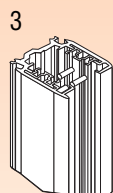
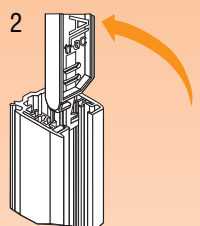
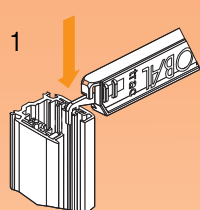
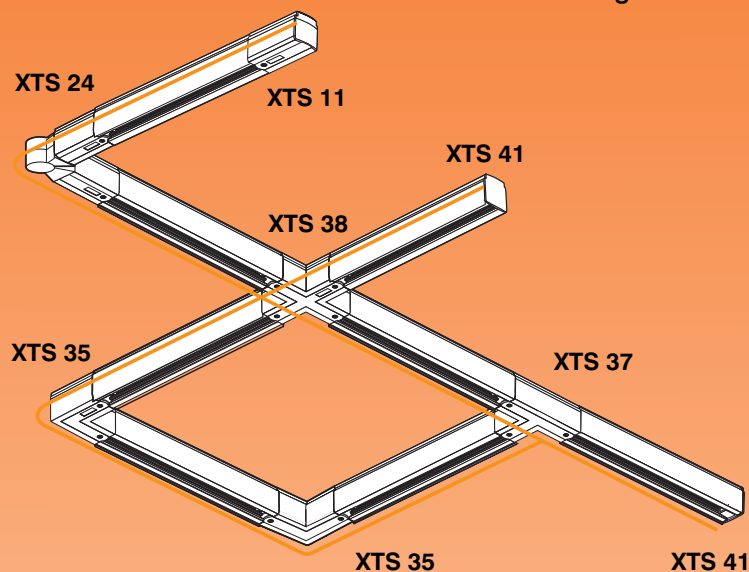


### XTS 41





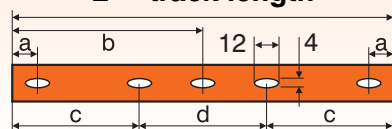
Example of accessory choice:  
Red line indicates ridge of track



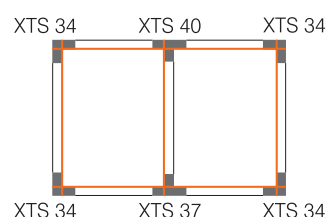
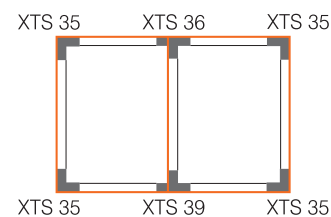
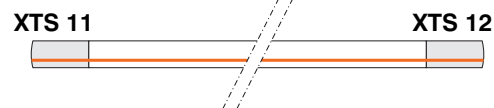
Distances of the fastening holes

L mm	a mm	b mm	c mm	d mm
1000	250	1000		
2000	250		1000	1000
3000	250		1500	1000
4000	250			

L = track length



## Use of L- and T-connectors



Floor view

## Installation

### Installation of the connector parts

When installing the connector parts to the **GLOBAL pro** track, it is necessary to ensure that the guide lug enters the groove in the base of the track. The fastening of the connectors to the track is secured by the lock screws.

### How to cut the GLOBAL pro

**GLOBAL pro** lighting tracks are supplied in standard lengths. They are also easy to cut to the required length with a hacksaw or with a circular saw designed for aluminium cutting. After the **GLOBAL pro** track has been cut, the conductors have to be bent at an angle of 90 degrees. Use the bending tool XTSV 12 for bending. The conductors can be measured and finished with the plastic gauge at the other end of the tool. The bent conductors are at the right distance from the end of the track when the plastic gauge does not protrude but lies flush with the track end.

### The fastening distance and the loading capacity

The tracks are supplied complete with punched fastening holes (see the table). The recommended fastening distance is

L = 1000 mm.

NOTE: A load not heavier than 10 kg may hang on a power takeoff adapter, the pull strength being 100 N (1 kp = 9.81 N) and the maximum torque 2.5Nm.

(XTSA 66 and GA69 5 kg / 50 N).

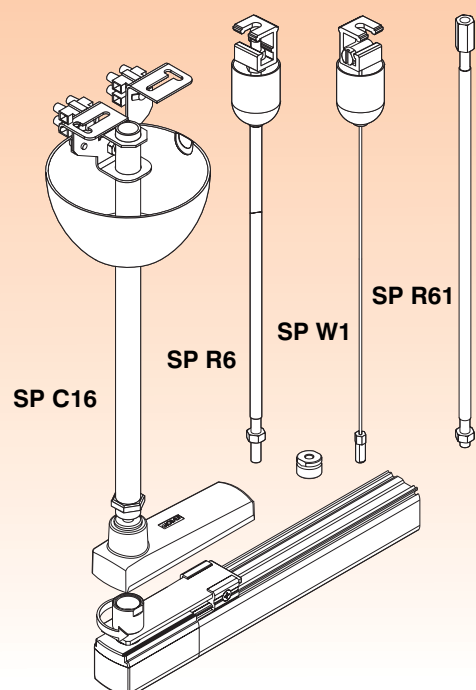
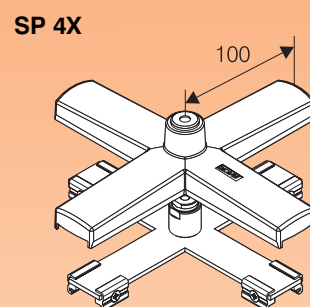
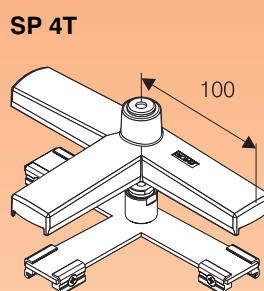
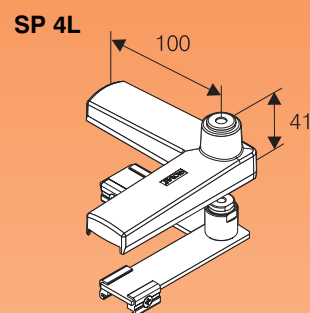
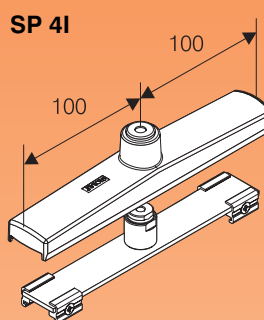
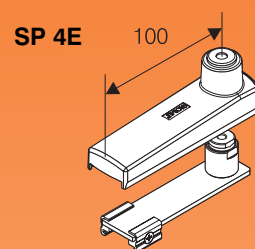
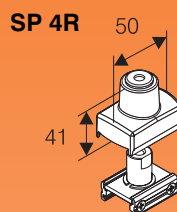
## Suspension Parts

SP 4R	Point clamp suspension $F_{\max}$ 200 N
SP 4E	End feed suspension $F_{\max}$ 100 N
SP 4I	Middle feed suspension $F_{\max}$ 200 N
SP 4L	L-feed suspension $F_{\max}$ 100 N
SP 4T	T-feed suspension $F_{\max}$ 200 N
SP 4X	X-feed suspension $F_{\max}$ 200 N

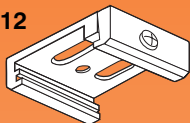
## Suspension Devices

SP C16	Conduit suspension set Ø 16 mm, length 1000 mm $F_{\max}$ 200 N
SP R6	Rod suspension set M6, length 1000 mm $F_{\max}$ 200 N
SP W1	Wire suspension set Terminal M6, length 1500 mm $F_{\max}$ 150 N
SP R61	Rod extension set M6, length 1000 mm

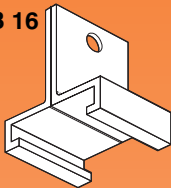
**Available colours:**  
 - 2 black, RAL 9005  
 - 3 white, RAL 9010



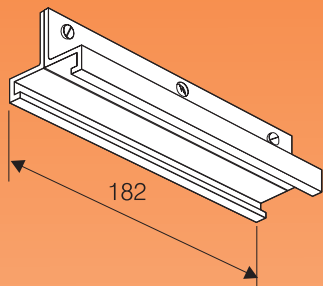
SKB 12



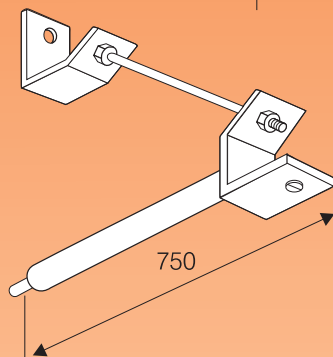
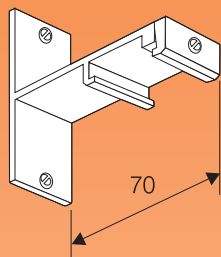
SKB 16



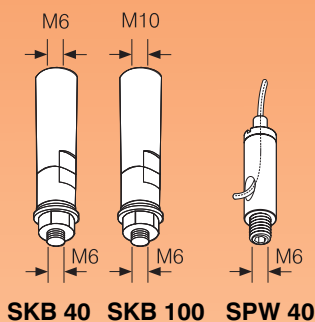
SKB 18



SKB 21

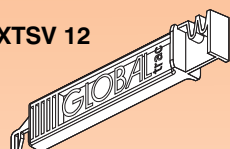


SKB 23

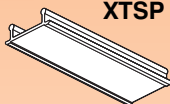


SKB 40 SKB 100 SPW 40

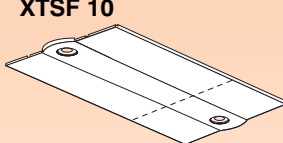
XTSV 12




XTSP 11



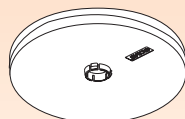
XTSF 10



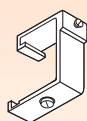
XTSF 30



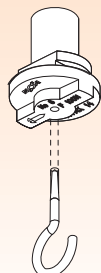
XTSF 40



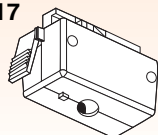
XTAO 16



XTAK 14



XTSK 17



XTAK 11

## Mounting accessories

SKB 12	Ceiling clamp (colours: 1, 2, 3)
SKB 16	Suspension clamp (1, 3)
SKB 18	Support (1, 3)
SKB 21	Wall bracket (1)
SKB 23	Wall bracket (1)
SKB 40	Height adjusting sleeve
SPW 40	M6 (1), adjustable to 20 mm
SPW 50	Cable holder, adjustable
	M6, (1,5 mm)
	Suspension wire
	(1,5 mm) L=50 m (colour 1)

## Other components

XTSV 12	Bending tool
XTSP 11	Cover strip, length 3 m (3)
XTAK 14	Hook base (3)
	$F_{max}$ 100 N
XTAK 11	Hook (1)
XTSF 40	Outlet cover plate (3)

### For recessed tracks

XTSF 10	Cover plate for feeds (2, 3)
XTSF 30	Cover plate for connectors (2, 3)

### Clamps for fluorescent fitting to track

XTAO 16	Clamp (1)
	$F_{max}$ 120 N
XTSK 17	Clamp (3)
	pull strength 100N
	torque max 2,5 Nm

### Colour code:

- 1 natural anodised aluminium
- 2 black, RAL 9005
- 3 white, RAL 9010

## Circuit-selector adapters

### MULTI-adapter™ XTSA 68

#### Features of the adapter

Rated values 10 A, 250 V

Protection class I

Pull strength 100 N

Torque max 2.5 Nm

**Use:** Intended for the connection of spotlights to the **GLOBAL pro** (former NOKIA XTS) 3-circuit tracks. The MULTI-adapter XTSA 68 suits almost every 3-circuit track on the market.

#### Instructions for use

- Push the MULTI-adapter into the track (A).
- Turn the mechanical fixing knob clockwise (B).
- Select the desired circuit with the circuit selector knob (C).
- To remove the MULTI-adapter from the track, turn the circuit selector to the OFF position, then turn the mechanical fixing knob counterclockwise.

### MULTI-adapter™ GA 69

#### Features of the adapter

Rated values 6 A, 250 V

Protection class I

Pull strength 50 N

Torque max 2.5 Nm

Slot connection for stranded wire 0.5... 1 mm<sup>2</sup>

**Use:** Intended for the connection of spotlights to the **GLOBAL pro** (former NOKIA XTS) 3-circuit tracks. The MULTI-adapter™ GA 69 suits almost every 3-circuit track on the market.

#### Instructions for use

- Choose the phase (1, 2 or 3) before fastening into the track (A) or afterwards.
- Fastening of the adapter (B).
- Removing of the adapter (C).
- Separate cable grip CG 69 available.

### XTSA 66

#### Features of the adapter

Rated values 10 A, 250 V

Protection class I

Pull strength 50 N

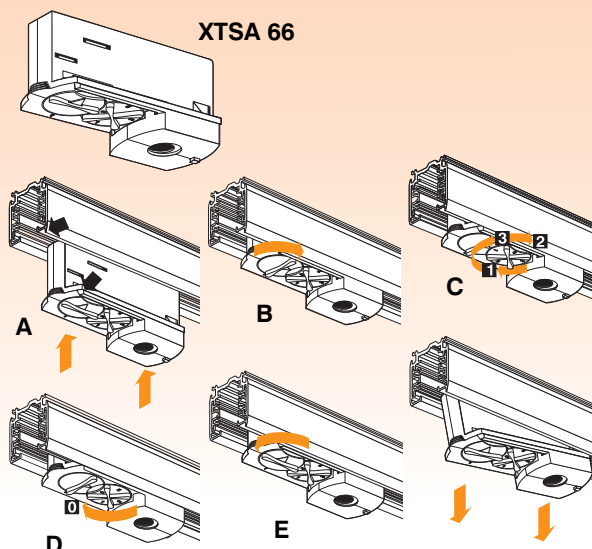
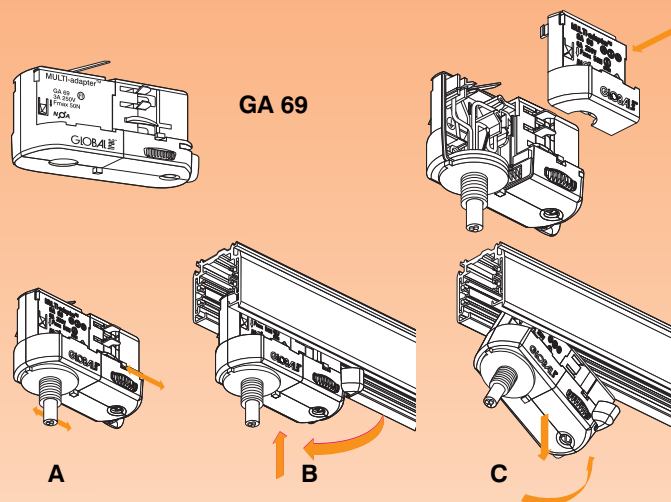
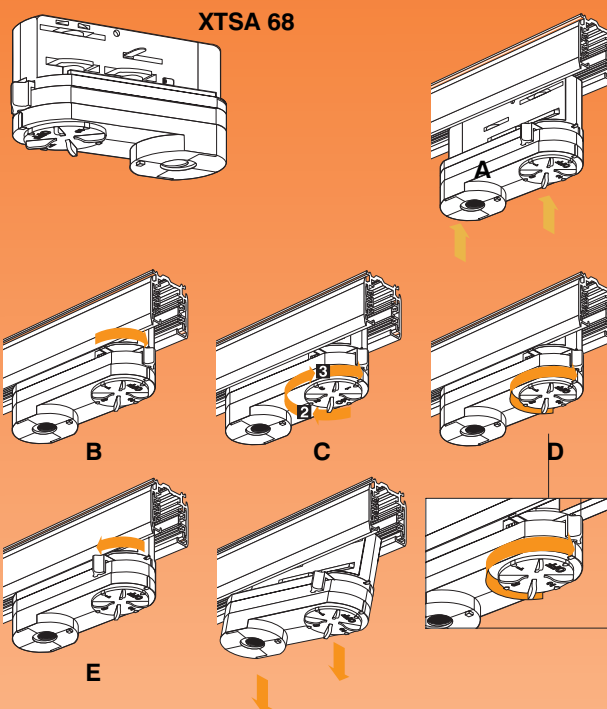
Torque max 2.5 Nm

**Use:** Intended for the connection of spotlights to the **GLOBAL pro** (former NOKIA XTS) track.

#### Instructions for use

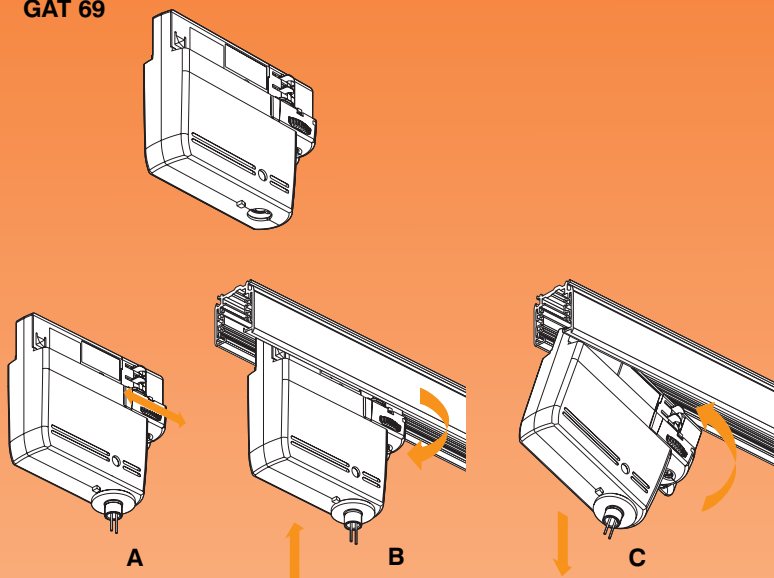
- Push the adapter into the track till it snaps in (A).
- Turn the mechanical fixing knob clockwise (B).
- Select the desired circuit with the circuit selector knob (C).
- To remove the adapter from the track, proceed in reverse order, then pull the finger grip knob.

## Removing of the adapters

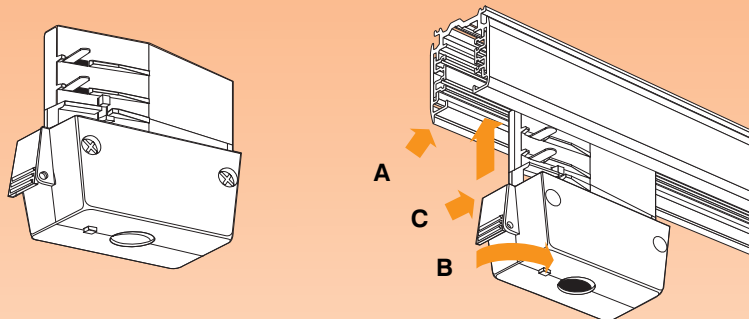




## GAT 69



## XTSA 67



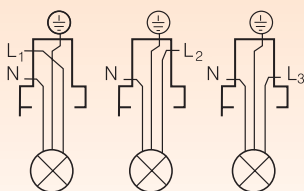
### Connection

#### XTSA 66/XTSA 68

230 V, 10 A, 2.3 kW

#### GA69

230 V, 6 A

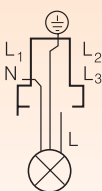


Only 1-circuit

#### XTSA 67

230 V, 16 A,

3.7 kW

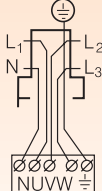


1-circuit

#### XTSA 67

400 V, 16 A,

11.1 kW

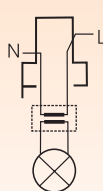


3-phase

#### GAT 69

230 V, 5 A,

20-60 kW



## GAT 69

Trafohousing-adapter

Max 6A, 250V

## GAT 69T

Trafo-adapter

230V/12V, 20-60W, 5A

## GAT 69BJB

Trafo-adapter, BJB coupling

230V/12V, 20-60W, 5A

Protection class II

Pull strength 50 N

Bending moment 2,5 Nm

### Instructions for use

- Choose the phase (1, 2 or 3) before fastening into the track (A) or afterwards.
- Fastening of the adapter (B).
- Removing of the adapter (C).

**Use:** For connection of spotlights to the **GLOBAL pro** (former NOKIA XTS-track) 3-circuit tracks. The MULTI-adapter™ GAT 69 suits almost every 3-circuit track on the market.

## Power take-off adapters

### XTSA 67

#### Features of the adapter

Rated values 16 A, 400 V

Protection class I

Pull strength 100 N

Torque max 2.5 Nm

Built-in cable grip

**Use:** Intended for the connection of both 1-phase and 3-phase devices and fluorescent fixtures to the **GLOBAL pro** (former NOKIA XTS) track.

### Instructions for use

- Insert the adapter into the track so that the asymmetric flange of the track and the corresponding groove of the adapter fit together.
- Push the adapter to the track bottom (A) and at the same time turn it to the right (B) until the locking knob snaps in behind the asymmetric flange of the track.
- Release the adapter from the track by pushing the locking knob.

### Available colours:

**XTSA 68, GA 69, GAT 69**

- 1 grey, RAL 9007
- 2 black, RAL 9005
- 3 white, RAL 9010

**XTSA 66, XTSA 67**

- 2 black, RAL 9005
- 3 white, RAL 9010

## Fix-point

### Fix-point™ GA 70

#### Features of the FIX-point

- Rated values 10 A, 250 V
- Protection class I
- Pull strength 50 N
- Built-in cable grip
- Bending moment max 2.5 Nm

Use with GA 69, XTSA 68, XTSA 67, XTSA 66 or TEK 68 (2-circuit). Switch adapter to phase 1. Surface mounting on ceilings and walls. Suitable for most of the 3-circuit multi-adapters on the market. The local installation requirements must be conformed with.

#### Available colours:

- 1 grey, RAL 9007
- 2 black, RAL 9005
- 3 white, RAL 9010

### Recessed box XTSA 71 for FIX-point™ GA 70

#### Features of the XTSA 71

- Pull strength 50 N

**Use:** To be used with the GA 70. Adjustable to different ceiling thicknesses (max 30 mm). For fixing hole diameters of Ø 105-125 mm.

#### Available colours:

- 2 black, RAL 9005
- 3 white, RAL 9010

Fix-point™ is trade mark of Nordic Aluminium Plc.

## Nipples

Nipples are used when lighting fittings or other appliances are also connected mechanically to the power takeoff adapter.

#### Available colours:

- 9 bright, mill finished
- 2 black, only in XTSA 57/12

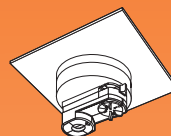
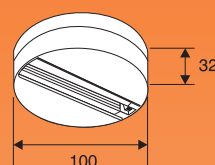
#### Strain relief/Nipple nut

- XTSA 510 M 10x1 inside thread, length 7,5 mm
- XTSA 513 M 13x1 inside thread, length 9,0 mm
- GA 510 (colours 2, 3)
- GAM 10 M10x1, (colour 9)
- GAM 13 M13x1, (colour 9)


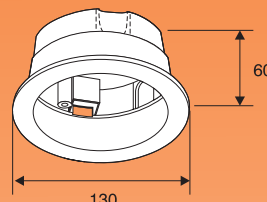
#### Colours:

- 1 grey RAL 7040, plastic parts  
natural anodised aluminium EN00
- 2 black, RAL 9005
- 3 white, RAL 9010

### XTSA 70

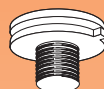


### XTSA 71



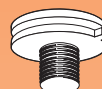
### XTSA 55/12

- aluminium
- rotating
- M 13x1
- thread lenght 12 mm



### XTSA 57/12

- aluminium
- fixed
- M 13x1
- thread lenght 8 mm



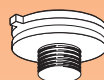
### XTSA 57/8

- aluminium
- rotating
- M 10x1
- thread lenght 8 mm



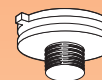
### XTS 56/8

- aluminium
- fixed
- M 13x1
- thread lenght 8 mm



### XTS 58/8

- aluminium
- fixed
- M 10x1
- thread lenght 8 mm



### XTSA 513

- M 10x1
- thread lenght 7,5 mm



### XTSA 510

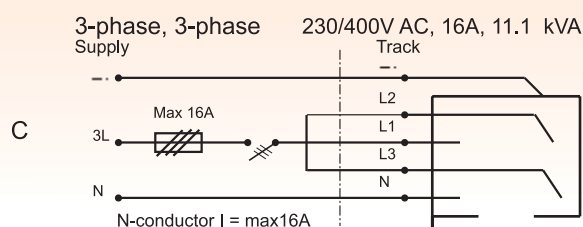
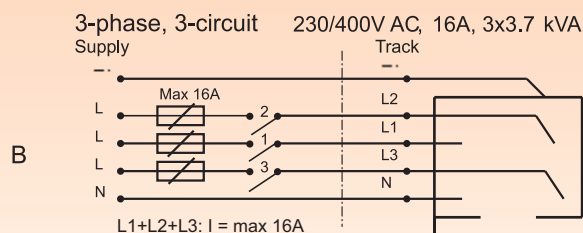
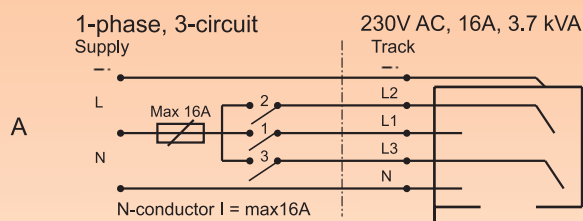
- M 13x1
- thread lenght 9 mm



### GAM 10



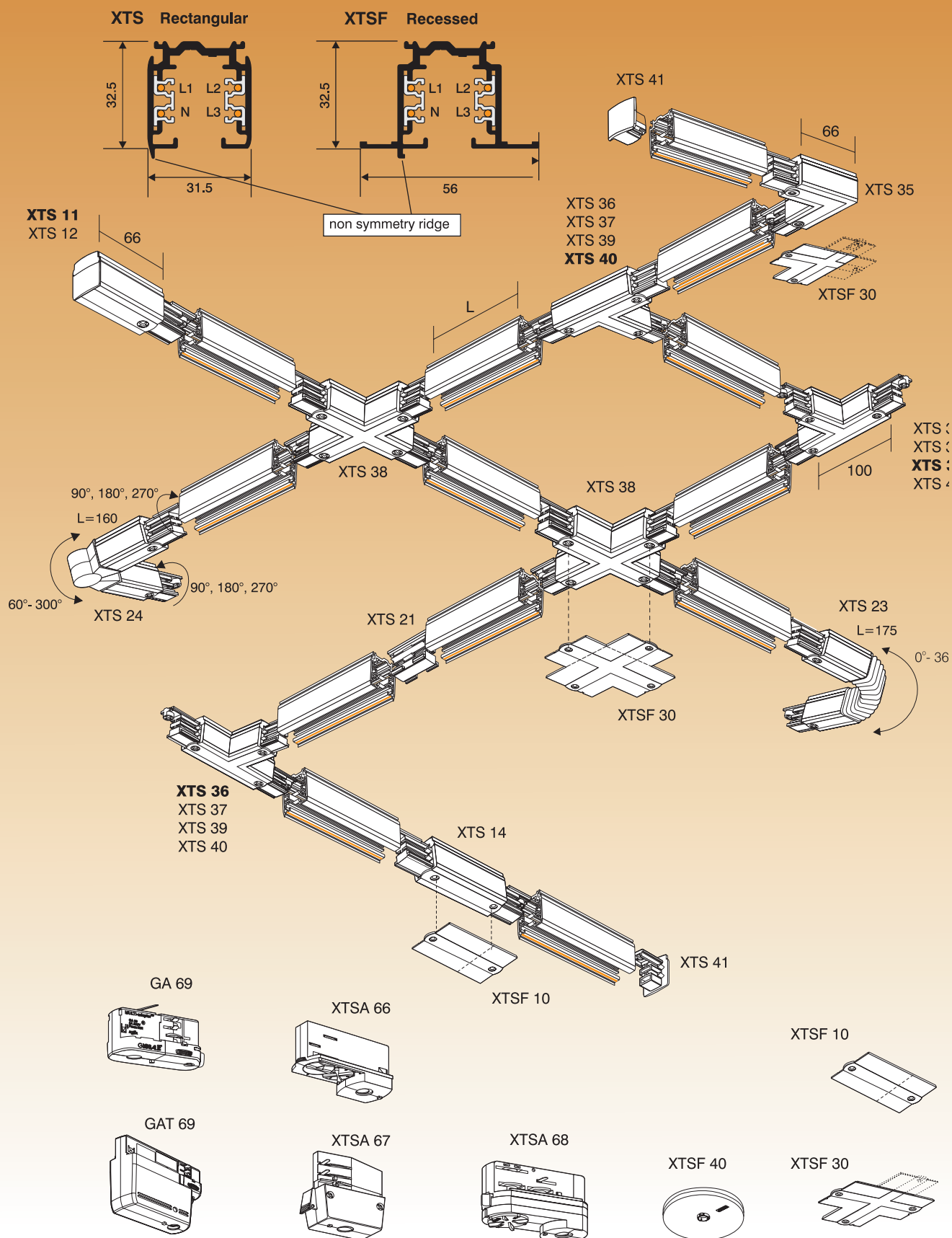
### GAM 13




# LIGHTING TRACK SYSTEM

XTS 4100 (L=1000)  
XTS 4200 (L=2000)  
XTS 4300 (L=3000)  
XTS 4400 (L=4000)

XTSF 4100 (L=1000)  
XTSF 4200 (L=2000)  
XTSF 4300 (L=3000)  
XTSF 4400 (L=4000)





# NORDIC ALUMINIUM



### **NORDIC ALUMINIUM PLC**

P.O.BOX 117, FI-02401 Kirkkonummi, FINLAND

Tel. +358 9 68 251, fax. +358 9 298 2154

E-mail: [globalinfo@nordicaluminium.fi](mailto:globalinfo@nordicaluminium.fi)

[www.nordicaluminium.fi](http://www.nordicaluminium.fi)